

Max Rhymes™
A Children's Series

Learning With Max

Fun Activities for December



Teaching core values, creating higher self-esteem and increasing reading retention, all through the power of rhymes.

Todd & Jackie Courtney

Websites



MaxRhymes.com



MaxRhymesClub.com



MaxRhymesFoundation.org

Learning With Max: Fun Activities for December
Max Rhymes[™]

Illustration and Copyright © 2021 by Inspired Imaginations, LLC

All rights reserved. No part of this book may be reproduced or transmitted in any form or by any means without written permission of the author.

Published by:
Inspired Imaginations, LLC

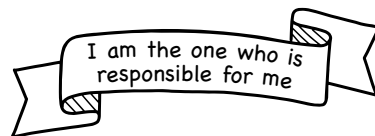

Conversation Starters & Activities



USE ONE SQUARE PER DAY AND "X" WHEN COMPLETED.



What should you wear when it's cold?	To make a snowman, you ...	My favorite song is ...	We wrapped a gift with ...
The gingerbread man began to ...	Draw a picture of a tree and decorate it.	If you were an elf, what would your name be?	Hanakkah is a special time.
Name 10 things that are GREEN.	Name five things that are white.	Oh no, Santa is stuck in the chimney. Finish the story.	Best part of winter break is ...
In my stocking ...	I like to ...	I can hear ...	I am ...
Draw your favorite fruit.	When I smile, I feel ...	Make a list of what you will do today!	What makes me laugh is ...



Color



EDDIE THE EAGLE



Word Search

I am the
one who is
responsible
for me



FIND THE HIDDEN WORDS IN THE WORD SEARCH.

W	A	C	C	O	O	K	I	E	S	G
I	T	H	P	P	F	S	W	W	C	N
N	N	R	A	R	N	R	R	G	V	I
T	A	I	E	E	E	E	A	A	K	Z
E	S	S	T	E	A	S	C	C	T	E
R	Q	T	R	T	D	A	E	S	S	E
M	I	M	H	A	T	N	O	N	D	R
M	J	A	D	I	I	R	I	C	T	F
Z	S	S	O	P	F	N	B	E	B	Z
W	O	N	S	T	H	G	I	L	R	S
G	N	I	D	D	E	L	S	H	Z	M

CHRISTMAS
COOKIES
FREEZING
FROST
ICE

LIGHTS
MITTENS
PRESENT
RAIN
REINDEER

SANTA
SCARF
SLEDDING
SNOW
VACATION

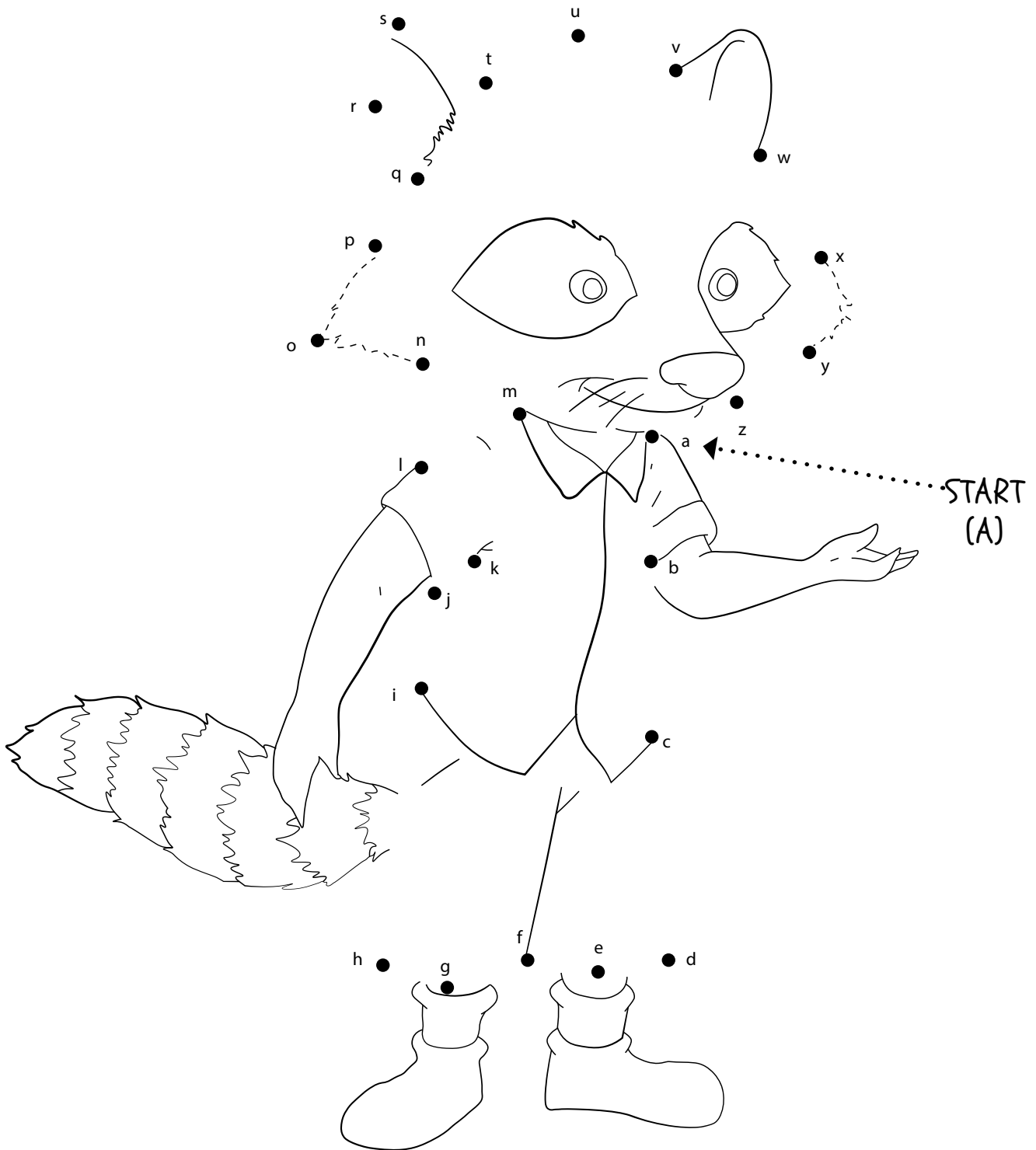
WINTER
WREATH



Connect-the-Dots




CONNECT THE DOTS TO COMPLETE THE PICTURE. COLOR.



Color

I am the one who is
responsible for me



Goal Setting With Max

- You are 42% more likely to achieve your goals if you write them down!
- Less than 3% of adults have written goals!
- Less than 1% review and re-write their goals daily!

Learn About Goals With Max!

- Goals will help your child stay motivated and provide the desire to learn more.
- When goals are achieved, it solidifies the desire to write down new goals.
- It is never too early to begin the process of setting goals.
- Goals for kids can be about learning, reading, making bed, cleaning room, physical activities or even character goals. There is no right or wrong when setting your goals.


Examples:

Physical Goals

- Goal #1: Learn to tie shoes
Action: Practice 2-3 times daily.
- Goal #2: Learn to ride a bike
Action: Practice with an adult 2-3 times each week.

Character Goals

- Goal #1: Show more kindness
Action: Help someone new each day.
- Goal #2: Tell the Truth
Action: Whenever someone asks you to explain a situation, always tell the truth.



I am the
one who is
responsible
for me

Goal Setting With Max



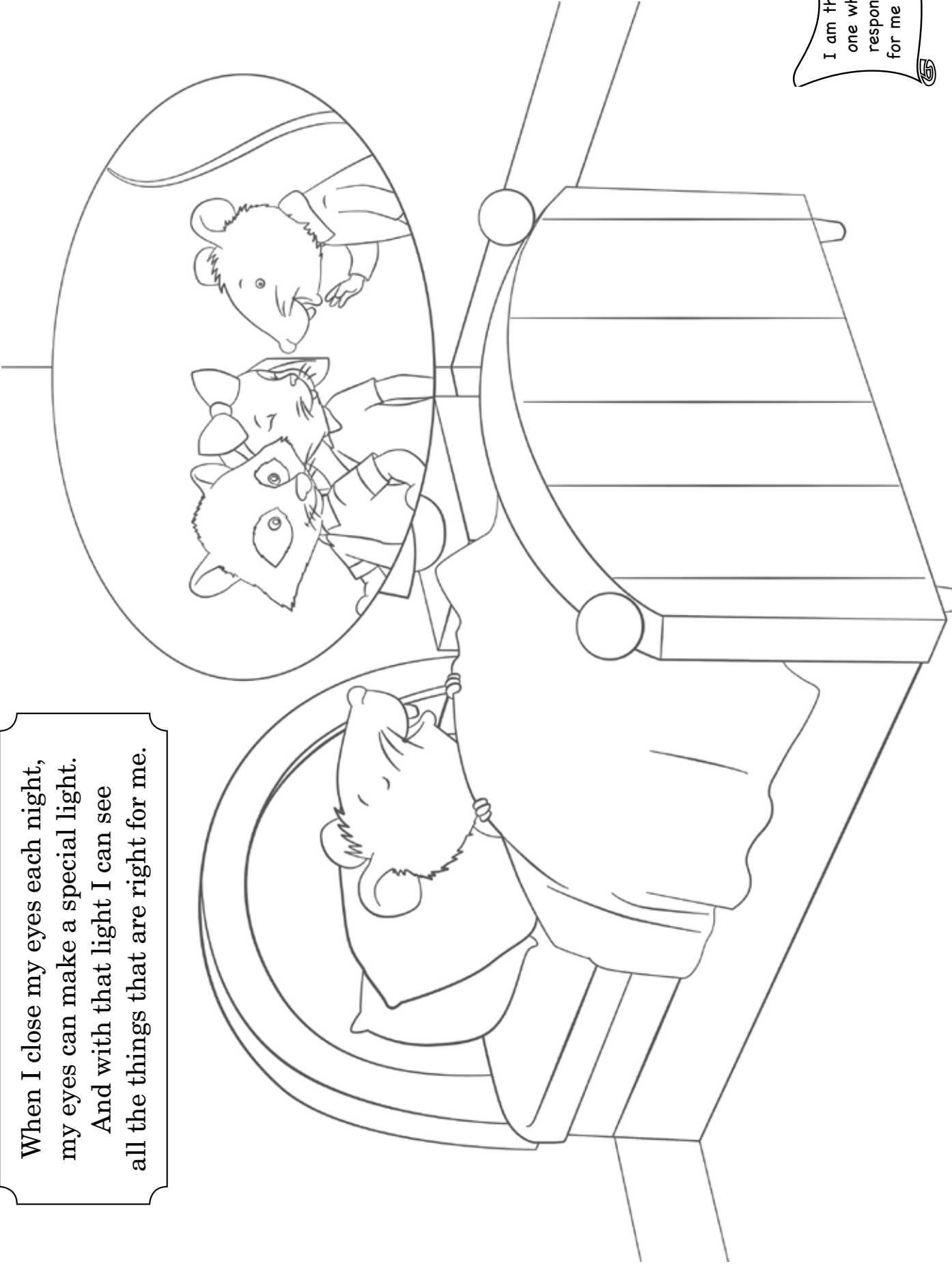
Write down your goal for the month and either draw or cut out a picture of something that represents your goal and glue it to this page. Tape your goal page on your wall.

I know I can,
I know I can,
I know I can.



Color

When I close my eyes each night,
my eyes can make a special light.
And with that light I can see
all the things that are right for me.



I am the
one who is
responsible
for me



The Max Rhymes Chant

Every morning when you wake up and every night just before falling asleep, you should always say the Max Rhymes Chant.

I can do anything.
I can do anything.
Max teaches that.
Max teaches that.

I can do anything.
I can do anything.
Max teaches that.
Max teaches that.

I can do anything.
I can do anything.
Max teaches that.
Max teaches that.



Alphabet Code



USE THE ALPHABET CODE TO SOLVE THE MAX RHYME.

A = 1	F = 6	K = 11	P = 16	U = 21	Y = 25
B = 2	G = 7	L = 12	Q = 17	V = 22	Z = 26
C = 3	H = 8	M = 13	R = 18	W = 23	
D = 4	I = 9	N = 14	S = 19	X = 24	
E = 5	J = 10	O = 15	T = 20		

23 8 5 14 4 20 19 20 9 13 5 20 15 7 15

20 15 2 5 4 , 9 1 12 23 1 25 19 16 21 20

8 1 16 16 25 20 8 15 21 7 8 20 19 9 14 20 15

13 25 8 5 1 4 . 9 13 1 11 5 13 25

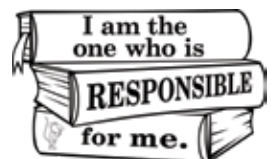
2 9 7 7 5 19 20 4 18 5 1 13 19 1 20

14 9 7 8 20 , 2 5 3 1 21 19 5

20 8 15 21 7 8 20 19 2 5 3 15 13 5

20 8 9 14 7 19 , 1 14 4 20 8 5 14 9

19 12 5 5 16 20 9 7 8 20 .



Memory

The rules for playing "Memory"

1. Cut out the cards for the 100 most frequently used words on the following page. (You will receive new cards each month to add to game.)
2. Mix up the cards.
3. Lay them in rows, face down.
4. Turn over any two cards.
5. If the two cards match, keep them.
6. If they don't match, turn them back over.
7. Remember what was on each card and where it was.
8. Watch and remember during the other player's turn.
9. The game is over when all the cards have been matched.
10. The player with the most matches wins.



I am the
one who is
responsible
for me



CUT OUT EACH CARD. SEE RULES ON PREVIOUS PAGE.

we

we

with

went

went

with

were

were

would

what

what

would

when

when

you

will








will

you

Winter Break Challenge



TOGETHER WITH MAX AND HIS FRIENDS, DO THESE ACTIVITIES TO KEEP YOUR BRAIN STRONG OVER THE BREAK! COLOR IN A MUG FOR EACH ACTIVITY THAT YOU DO.



Snap Shots of Winter Break



DRAW A PICTURE IN EACH BOX.

where I went

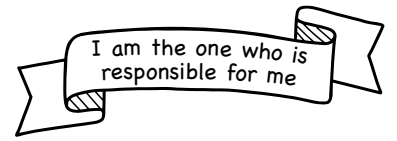
who I saw

what I ate

last day

how I had fun

I am the one who is
responsible for me

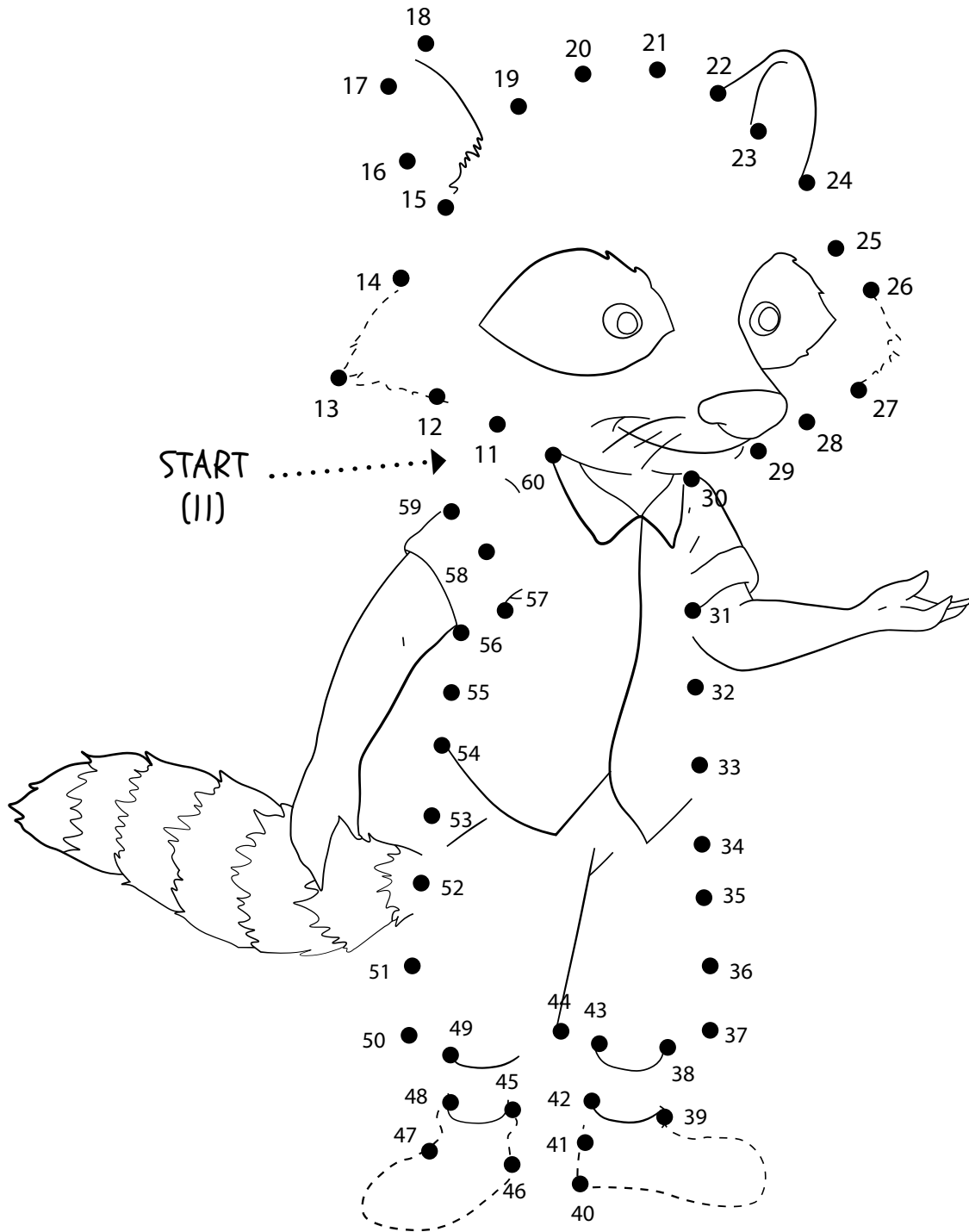


RICKY

Connect-the-Dots



CONNECT THE DOTS TO COMPLETE THE PICTURE. COLOR.




Kindness for Kids



CARRY OUT A RANDOM ACT OF KINDNESS, WITH NO EXPECTATION OF A REWARD.

Say
thank
you all
day long.



Share a
laugh with
someone
who needs
it.



Give
someone
a high five.



Come up with your own
kindness act. Write it here.

I am the one who is
responsible for me


Drawing Prepositions



FOLLOW THE DIRECTIONS BELOW TO ADD TO THE PICTURE.



Draw a balloon **BESIDE**
Max the magician.



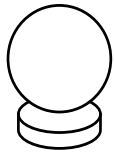
Draw a rabbit **INSIDE**
the hat Max is holding.



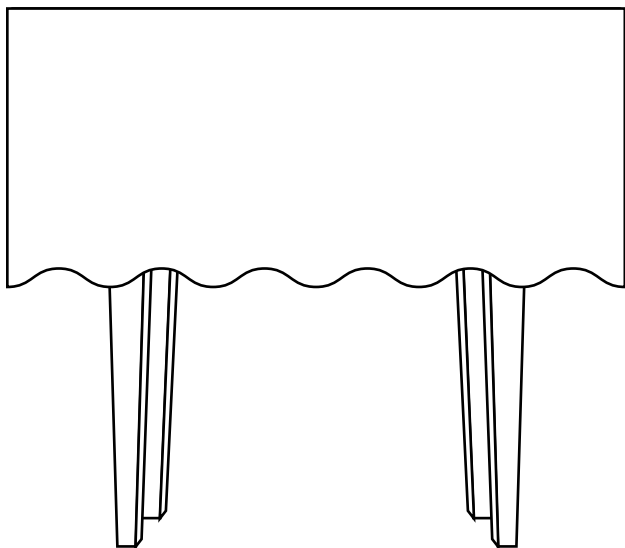
Draw yellow stars **OVER**
Max the magician.



Draw a magic wand
UNDER the table.



Draw a crystal ball
ON the table.



The Months of the Year

I am the
one who is
responsible
for me



READ EACH CLUE THEN SELECT THE CORRECT MONTH
FROM THE WORD BANK.

1. Sixth month of the year:

2. Last month of the year:

3. Month after August:

4. First month of the year:

5. Fifth month of the year:

6. Month after October:

7. Fourth month of the year:

8. Month after February:

9. Eighth month of the year:

10. Month before November:

11. Month before August:

12. Month after January:



WORD BANK

January

July

February

August

March

September

April

October

May

November

June

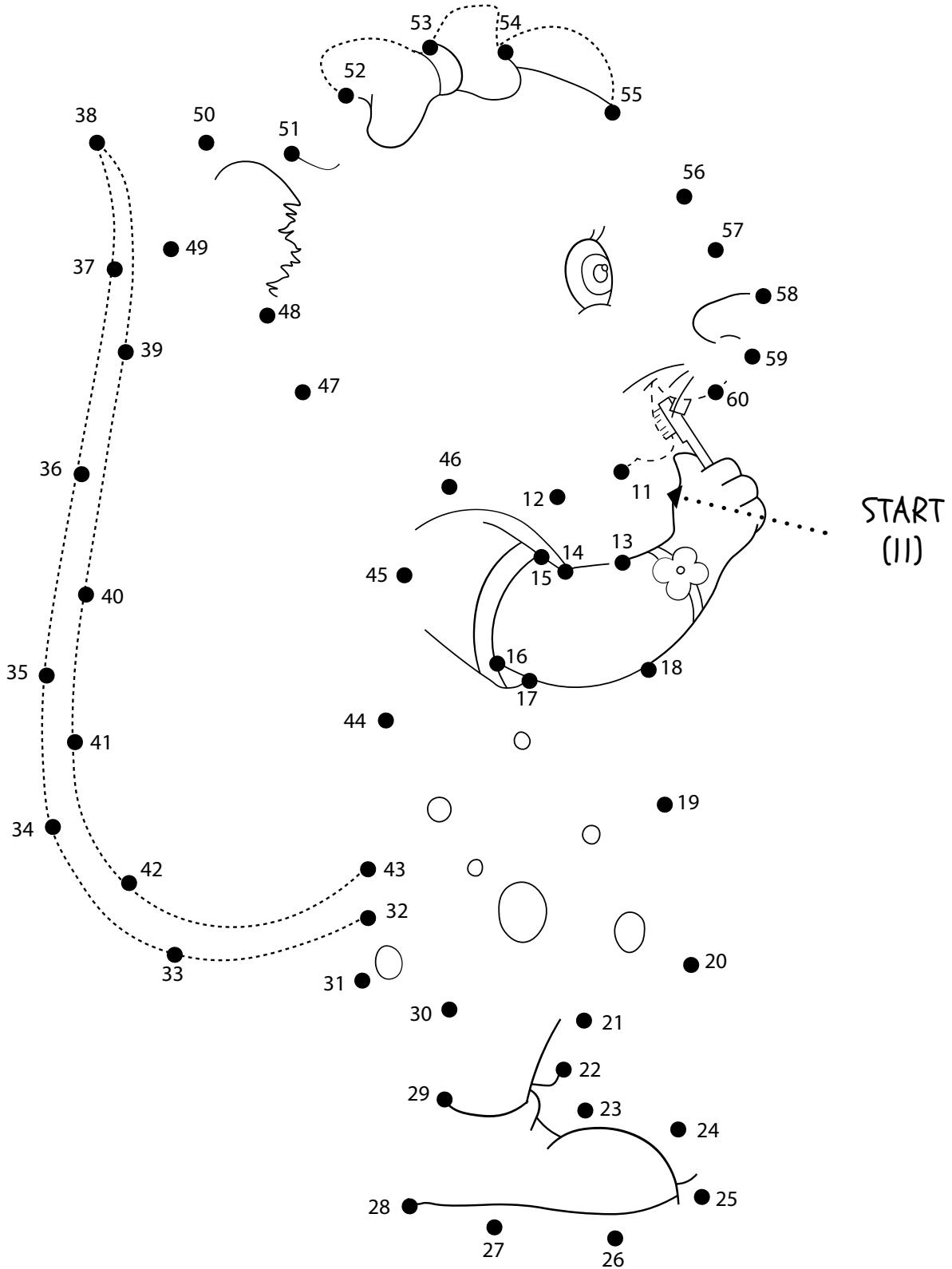
December

Connect-the-Dots

I am the
one who is
responsible
for me



CONNECT THE DOTS TO COMPLETE THE PICTURE. COLOR.



All About Winter



WRITE A WORD THAT MAKES YOU THINK OF WINTER. START EACH WORD WITH THE LETTERS IN THE WORD WINTER. DRAW A PICTURE OF WHAT YOU LIKE TO DO IN THE WINTER.

W is for

W

I is for

I

N is for

N

T is for

T

E is for

E

R is for

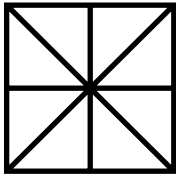
R

Make a Snowflake

I am the one who is responsible for me




PRINT OUT THE NEXT PAGE AND CUT ON THE DOTTED LINES. FOLD ON THE SOLID LINES. FOLLOW THE INSTRUCTIONS BELOW.




STEP 1:

Cut out the square piece of paper on the next page.




STEP 2:

Fold the paper on the solid lines to form a triangle. Make sharp creases.



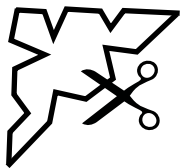
STEP 3:

Cut small shapes on the side with the fold. Don't cut through the middle of the paper!




STEP 4:

Cut out triangles on the top of the paper. You can also cut a curve to make your snowflake a circular shape.



STEP 5:

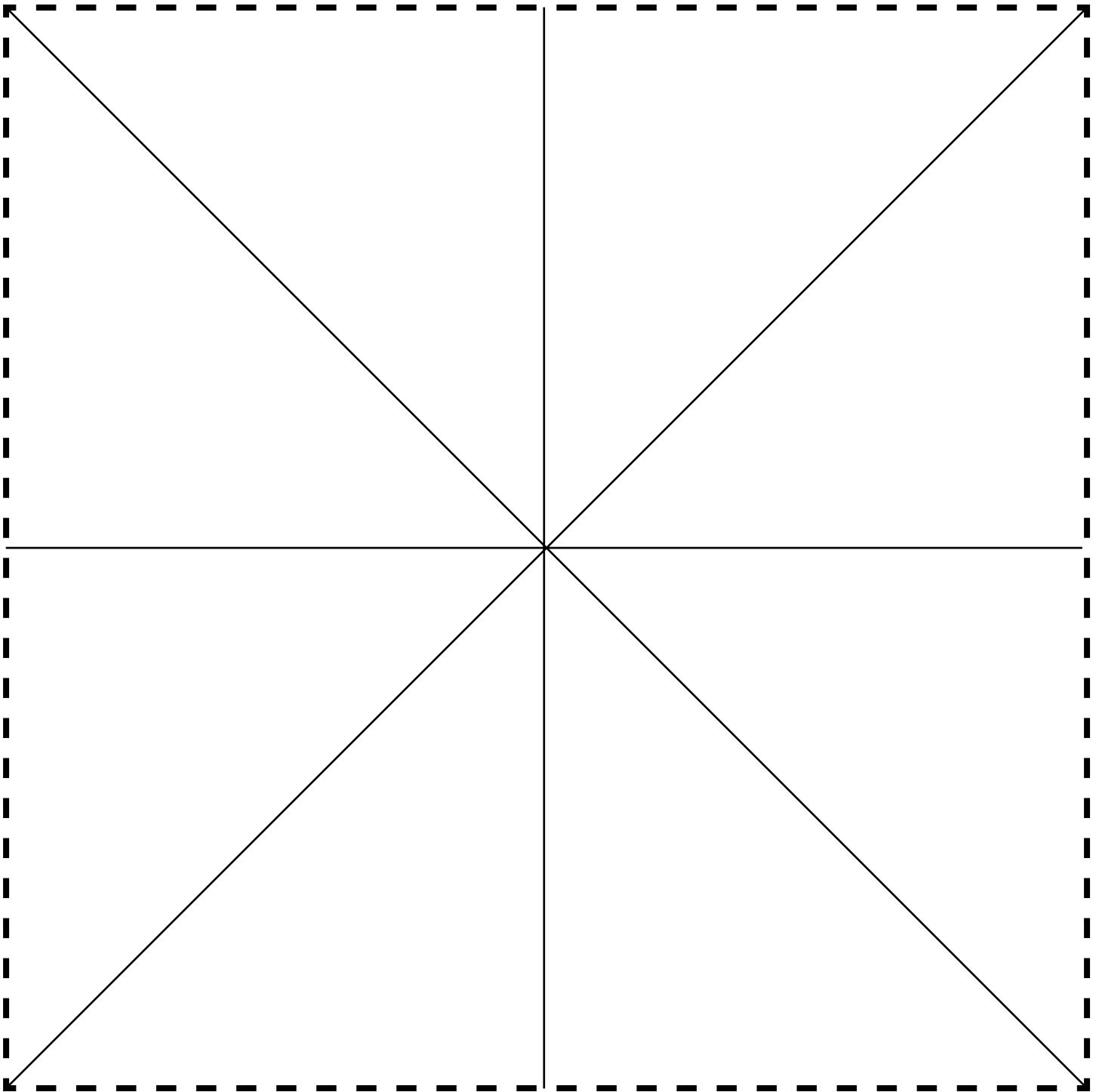
Cut small shapes on the right side. Make the same cuts as you did on the left or try something new.



STEP 6:

Unfold the paper and see your snowflake masterpiece.

Make a Snowflake









Snowflake Count

I am the
one who is
responsible
for me



THERE ARE FOUR DIFFERENT SNOWFLAKE DESIGNS. HOW MANY OF EACH TYPE OF SNOWFLAKE CAN YOU FIND?

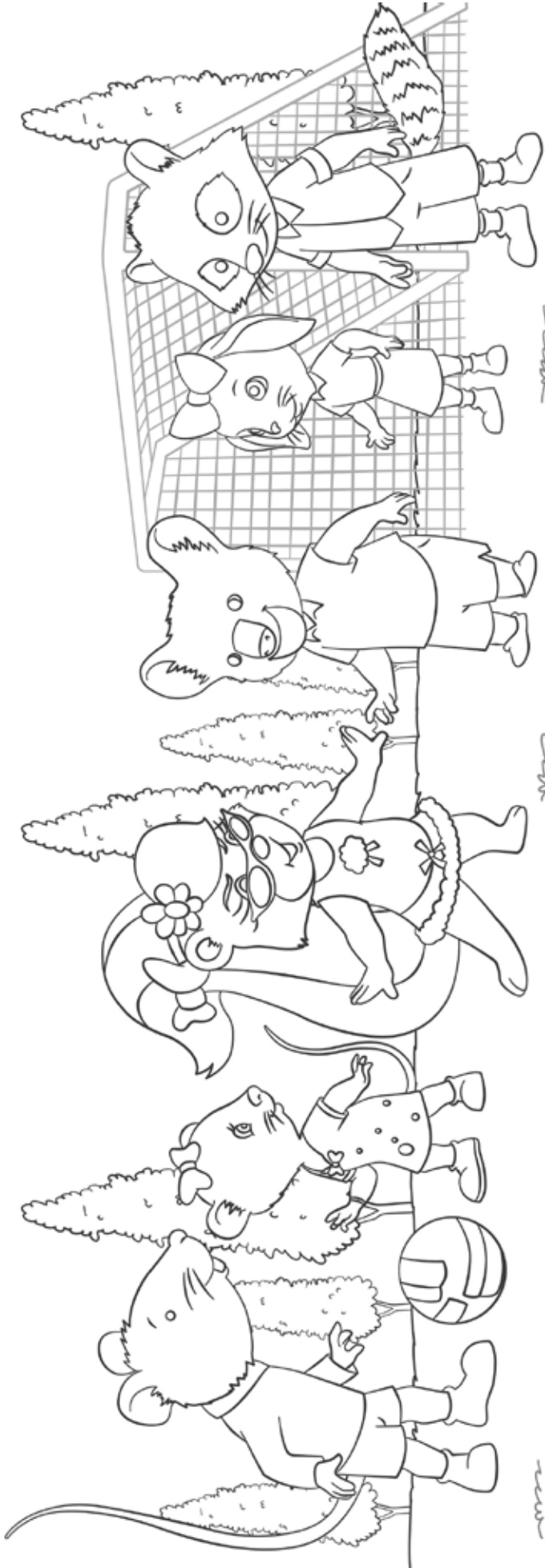


	_____		_____
	_____		_____

Color

When mommy is on the phone
talking to a friend,
it's not polite to interrupt her
until she hangs up at the end.

I am the
one who is
responsible
for me




First, Second, Third


I am the one who is responsible for me




CUT OUT THE PICTURES AND PASTE THEM IN ORDER OF WHICH HAPPENS FIRST, SECOND, AND THIRD.





First



Second



Third



Alphabet Code



USE THE ALPHABET CODE TO SOLVE THE MAX RHYME.


A = 1	F = 6	K = 11	P = 16	U = 21	Y = 25
B = 2	G = 7	L = 12	Q = 17	V = 22	Z = 26
C = 3	H = 8	M = 13	R = 18	W = 23	
D = 4	I = 9	N = 14	S = 19	X = 24	
E = 5	J = 10	O = 15	T = 20		

5 22 5 18 25 20 8 9 14 7 20 8 1 20
8 1 16 16 5 14 19 19 20 1 18 20 19
23 9 20 8 13 5 9 14 5 22 5 18
16 15 9 14 20 13 25 6 9 14 7 5 19
1 20 1 14 25 15 14 5 2 21 20 13 5



Color

I am the one who is responsible for me



PAPA